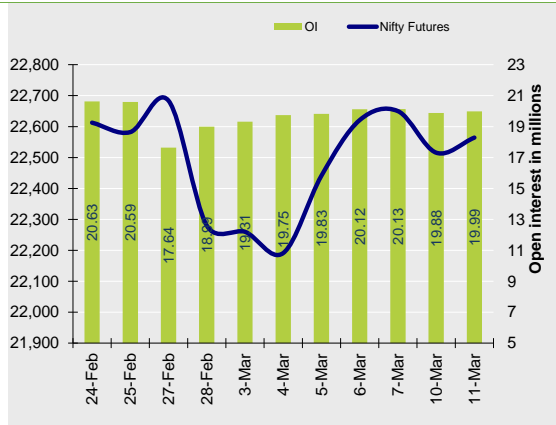


Nifty Snapshot

	Close	Prv Cl.	Ab chg	% chg
Spot	22,497.90	22,460.30	37.60	0.17
Futures	22,564.30	22,515.65	48.65	0.22
OI(ml shr)	19.99	19.88	0.11	0.54
Vol (lots)	84829	78805	6024	7.64
COC	66.40	55.35	11.05	20.0
PCR-OI	1.09	0.91	0.18	20.0

Nifty Futures Price v/s OI



Institutional Activity in previous trading session

(in Rs cr.)	Buy	Sell	Net
Index Futures	2954.57	2874.40	80.17
Index Options	914774.09	894544.64	20229.45
Stock Futures	19290.38	18668.80	621.58
Stock Options	49372.61	49811.83	-439.22
FII Cash	8,214.28	11,038.04	-2,823.76
DII Cash	10,895.62	8,893.83	2,001.79

Net FII Activity (in Rs cr.)

Date	Idx Fut	Stk Fut	Idx Opt	Cash
11-Mar	80.2	621.6	20229.4	-2824
10-Mar	-501.7	-1304.0	6245.6	-485
7-Mar	-277.6	-1642.5	15742.1	-2035
6-Mar	1743.9	1676.5	-18394.5	-2377
5-Mar	410.6	842.8	1294.4	-2895
4-Mar	-36.9	2763.3	26048.9	-3406

Technical Pivot (Intraday):

	S2	S1	PIVOT	R1	R2
NIFTY	22275	22420	22505	22650	22735
BANKNIFTY	47570	47785	47965	48180	48365

(Price is in Rs; OI is in million units; Price chg and OI chg are in percentage) **NB RESEARCH**

Fresh Longs seen in:

Scrp	Price	Price chg	OI	OI Chg
MFSL	1090.0	4.6	5.9	22.5
PHOENIXLTD	1657.3	6.8	1.6	19.5
PAYTM	715.5	7.3	23.5	8.6

Short Covering seen in:

Scrp	Price	Price chg	OI	OI Chg
TIINDIA	2889.6	6.4	1.2	-10.6
KALYANKJIL	420.2	3.6	15.6	-9.4
DIXON	13344.0	1.8	1.1	-9.3

Fresh Shorts seen in:

Scrp	Price	Price chg	OI	OI Chg
INDUSINDBK	657.1	-27.1	71.1	40.0
ASHOKLEY	200.0	-3.2	56.4	10.9
IIFL	313.2	-0.6	7.3	10.5

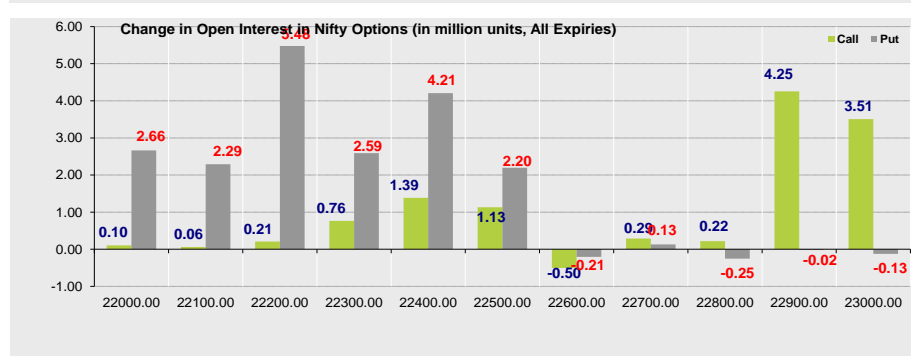
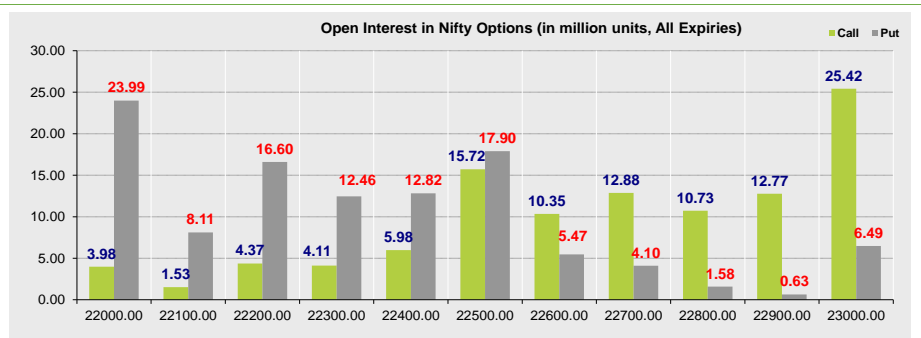
Long Unwinding seen in:

Scrp	Price	Price chg	OI	OI Chg
BSE	3819.4	-4.1	5.5	-9.4
APOLLOTYRE	404.0	-1.1	10.3	-3.5
POLYCAB	4923.9	-0.1	2.6	-3.3

Summary

- Indian markets closed on flattish note where buying was mainly seen in Metals, Oil & Gas, Financial Services Sectors. Nifty Mar Futures closed at 22564.30 (up 48.65 points) at a premium of 66.40 pts to spot.
- FII were net sellers in Cash to the tune of 2823.76 Cr and were net buyers in index futures to the tune of 80.17 Cr.
- India VIX increased by 0.62% to close at 14.07 touching an intraday high of 14.50.

Open Interest in Nifty Options:



- The above second chart shows previous trading day's change in Nifty options where Addition in OI were seen in 22900, 22800, 22700 strike Calls and at 22200, 22300, 22400, 22500 strike Puts indicating market is likely to remain range bound in the near term.
- Highest OI build-up is seen at 23000 strike Calls and 22000 strike Puts, to the tune of 25.42mn and 23.99mn respectively.

Outlook on Nifty:

Index is likely to open on a flattish note today and is likely to remain range bound during the day.

NIFTY50 Options OI (CE OI = Resistance) (PE OI = Support)			
Symbol	Highest CE OI	Highest PE OI	CMP
ADANIPTS	1200	1100	1139
ADANIENT	2600	2600	2259
ASIANPAINT	2300	2200	2293
AXISBANK	1050	1000	1028
BAJAJ-AUTO	8000	7000	7512
BAJAJFINSV	1900	1560	1812
BAJFINANCE	9000	8000	8373
BHARTIARTL	1700	1600	1665
BPCL	270	260	264
BRITANNIA	4900	4100	4772
CIPLA	1600	1240	1452
COALINDIA	395	450	379
DIVISLAB	6000	4700	5564
DRREDDY	1200	1020	1121
EICHERMOT	5100	4800	5004
GRASIM	2420	2400	2419
HCLTECH	1600	1360	1570
HDFCBANK	1700	1600	1691
HDFCLIFE	630	550	638
HEROMOTOCO	4000	3200	3663
HINDALCO	700	620	696
HINDUNILVR	2400	2200	2223
ICICIBANK	1300	1200	1247
ITC	420	400	407
INDUSINDBK	750	600	657

NIFTY50 Options OI (CE OI = Resistance) (PE OI = Support)			
Symbol	Highest CE OI	Highest PE OI	CMP
INFY	1700	1600	1668
IOC	130	100	125
JSWSTEEL	1040	1000	1020
KOTAKBANK	2000	1900	1937
LT	3300	3100	3205
LTIM	4800	4500	4671
M&M	3000	2500	2656
MARUTI	13000	11500	11677
NESTLEIND	2260	2100	2255
NTPC	340	300	331
ONGC	240	230	227
POWERGRID	280	260	268
RELIANCE	1300	1200	1249
SBILIFE	1500	1400	1423
SBIN	800	700	731
SUNPHARMA	1680	1600	1657
TATACONSUM	1100	950	963
TATAMOTORS	700	600	649
TATASTEEL	160	140	151
TCS	4000	3500	3579
TECHM	1700	1400	1485
TITAN	3200	3000	3058
ULTRACEMCO	11000	10400	10485
UPL	640	580	618
WIPRO	300	260	277

Derivative Recommendations:

Stock Name	Call (Buy/Sell)	Entry price	Targets	Stop Loss	Duration	Status
NIFTY FUT	Buy	22532	22770	22410	1-2 Days	Open
BANKNIFTY FUT	Buy	48040.2	48850	47640	1-2 Days	Open

FROM THE EQUITY DERIVATIVE DESK:

NIRAV HARISH CHHEDA
AVP - DERIVATIVES AND TECHNICAL RESEARCH
E-Mail: nirav.chheda@nirmalbang.com
Tel no: 6273-8199/8000

AMIT BHUPTANI
SNR.DERIVATIVES AND TECHNICAL RESEARCH ANALYST
E-Mail: amit.bhuptani@nirmalbang.com
Tel no: 6273-8242/8000

DISCLOSURES

Research Reports that are published by Nirmal Bang Securities Private Limited (hereinafter referred to as "NBSPL") are for private circulation only. NBSPL is a registered Research Analyst under SEBI (Research Analyst) Regulations, 2014 having Registration no. INH000001766. NBSPL is also a registered Stock Broker with National Stock Exchange of India Limited, BSE Limited, Metropolitan Stock Exchange of India Limited, Multi Commodity Exchange of India Limited, National Commodity and Derivative Exchange Limited and Indian Commodity Exchange Limited in cash and Equity and Commodities derivatives segments.

NBSPL has other business divisions with independent research teams separated by Chinese walls, and therefore may, at times, have different or contrary views on stocks and markets.

NBSPL or its associates have not been debarred / suspended by SEBI or any other regulatory authority for accessing / dealing in securities Market. NBSPL, its associates or analyst or his relatives do not hold any financial interest (Except Investment) in the subject company. NBSPL or its associates or Analyst do not have any conflict or material conflict of interest at the time of publication of the research report with the subject company. NBSPL or its associates or Analyst or his relatives may or may not hold beneficial ownership of 1% or more in the subject company at the end of the month immediately preceding the date of publication of this research report.

NBSPL or its associates / analyst has not received any compensation / managed or co-managed public offering of securities of the company covered by Analyst during the past twelve months. NBSPL or its associates have not received any compensation or other benefits from the company covered by Analyst or third party in connection with the research report. Analyst has not served as an officer, director or employee of Subject Company. NBSPL / analyst has not been engaged in market making activity of the subject company.

Analyst Certification: The research analysts and authors of these reports, hereby certify that the views expressed in this research report accurately reflects my/our personal views about the subject securities, issuers, products, sectors or industries. It is also certified that no part of the compensation of the analyst(s) was, is, or will be directly or indirectly related to the inclusion of specific recommendations or views in this research. The analyst(s) principally responsible for the preparation of this research report and has taken reasonable care to achieve and maintain independence and objectivity in making any recommendations.

DISCLAIMER

This report is for the personal information of the authorized recipient and does not construe to be any investment, legal or taxation advice to you. NBSPL is not soliciting any action based upon it. Nothing in this research shall be construed as a solicitation to buy or sell any security or product, or to engage in or refrain from engaging in any such transaction. In preparing this research, we did not take into account the investment objectives, financial situation and particular needs of the reader.

This research has been prepared for the general use of the clients of NBSPL and must not be copied, either in whole or in part, or distributed or redistributed to any other person in any form. If you are not the intended recipient you must not use or disclose the information in this research in any way. Though disseminated to all the customers simultaneously, not all customers may receive this report at the same time. NBSPL will not treat recipients as customers by virtue of their receiving this report. This report is not directed or intended for distribution to or use by any person or entity resident in a state, country or any jurisdiction, where such distribution, publication, availability or use would be contrary to law, regulation or which would subject NBSPL & its group companies to registration or licensing requirements within such jurisdictions.

The report is based on the information obtained from sources believed to be reliable, but we do not make any representation or warranty that it is accurate, complete or up-to-date and it should not be relied upon as such. We accept no obligation to correct or update the information or opinions in it. NBSPL or any of its affiliates or employees shall not be in any way responsible for any loss or damage that may arise to any person from any inadvertent error in the information contained in this report. NBSPL or any of its affiliates or employees do not provide, at any time, any express or implied warranty of any kind, regarding any matter pertaining to this report, including without limitation the implied warranties of merchantability, fitness for a particular purpose, and non-infringement. The recipients of this report should rely on their own investigations.

This information is subject to change without any prior notice. NBSPL reserves its absolute discretion and right to make or refrain from making modifications and alterations to this statement from time to time. Nevertheless, NBSPL is committed to providing independent and transparent recommendations to its clients, and would be happy to provide information in response to specific client queries.

Before making an investment decision on the basis of this research, the reader needs to consider, with or without the assistance of an adviser, whether the advice is appropriate in light of their particular investment needs, objectives and financial circumstances. There are risks involved in securities trading. The price of securities can and does fluctuate, and an individual security may even become valueless. International investors are reminded of the additional risks inherent in international investments, such as currency fluctuations and international stock market or economic conditions, which may adversely affect the value of the investment. Opinions expressed are subject to change without any notice. Neither the company nor the director or the employees of NBSPL accept any liability whatsoever for any direct, indirect, consequential or other loss arising from any use of this research and/or further communication in relation to this research. Here it may be noted that neither NBSPL, nor its directors, employees, agents or representatives shall be liable for any damages whether direct or indirect, incidental, special or consequential including lost revenue or lost profit that may arise from or in connection with the use of the information contained in this report.

Copyright of this document vests exclusively with NBSPL. Our reports are also available on our website www.nirmalbang.com